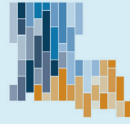




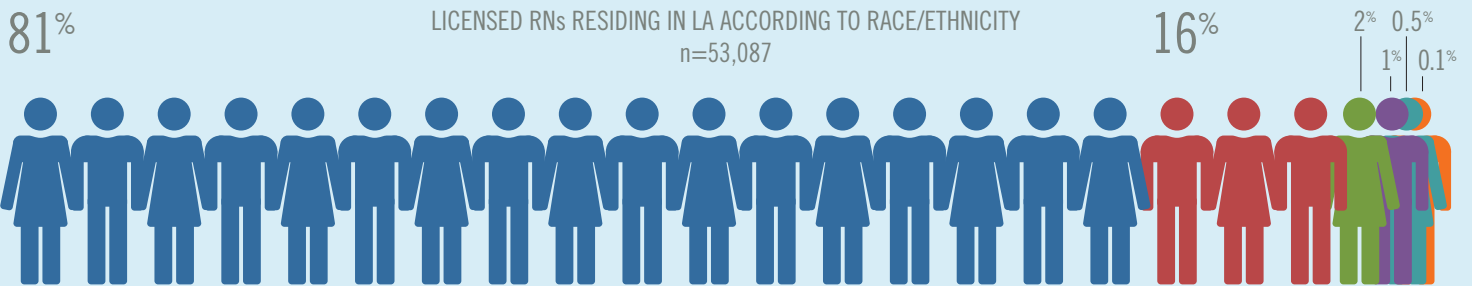
FUTURE OF NURSING™
Campaign for Action
IN LOUISIANA



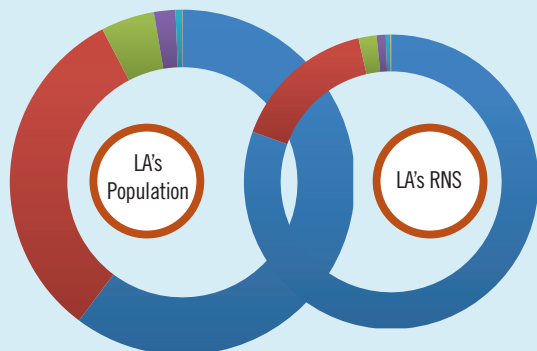
LOUISIANA
CENTER
FOR
NURSING

THE DIVERSITY OF LOUISIANA'S REGISTERED NURSE WORKFORCE

■ White
 ■ Black/African American
 ■ Hispanic/Latino
 ■ Asian
 ■ American Indian/Alaska Native
 ■ Native Hawaiian/Pacific Islander



LA POPULATION AND RNS WORKFORCE BY RACE/ETHNICITY
population=4,649,676 / n=53,087

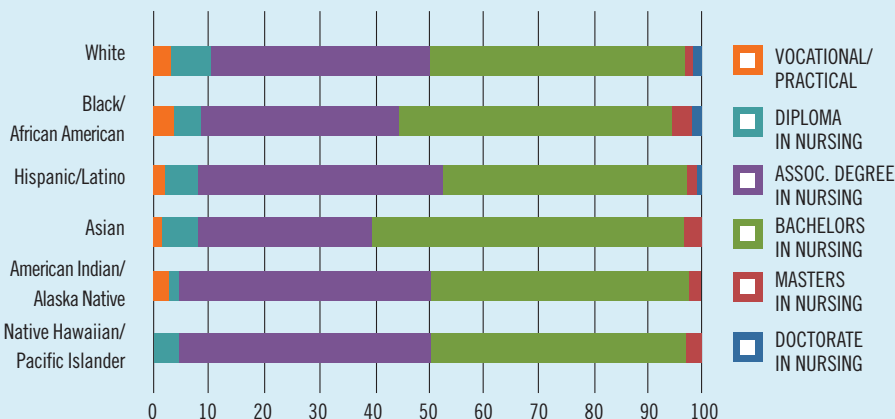


According to the July, 2014 U.S. Census Population Projections (2015) minorities represent over 40 percent of Louisiana's population, but only 19 percent of Louisiana's RN workforce.

AGE OF THE REGISTERED NURSE WORKFORCE ACCORDING TO RACE/ETHNICITY

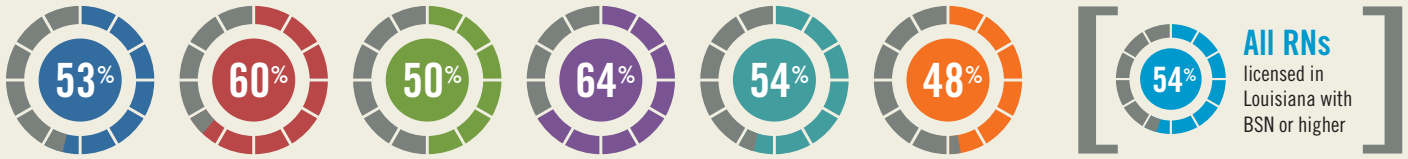


RNS RESIDING IN LA ACCORDING TO BASIC NURSING EDUCATION AND RACE/ETHNICITY

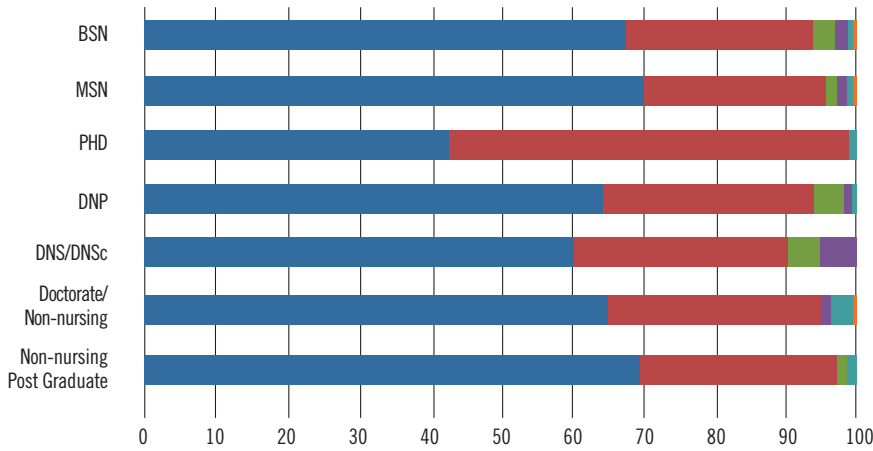


The majority of Asian (59%) and Black/African American (52%) RNs in Louisiana began their nursing careers with a baccalaureate in nursing degree.

RN WORKFORCE WITH A BSN OR HIGHER DEGREE IN NURSING ACCORDING TO RACE/ETHNICITY

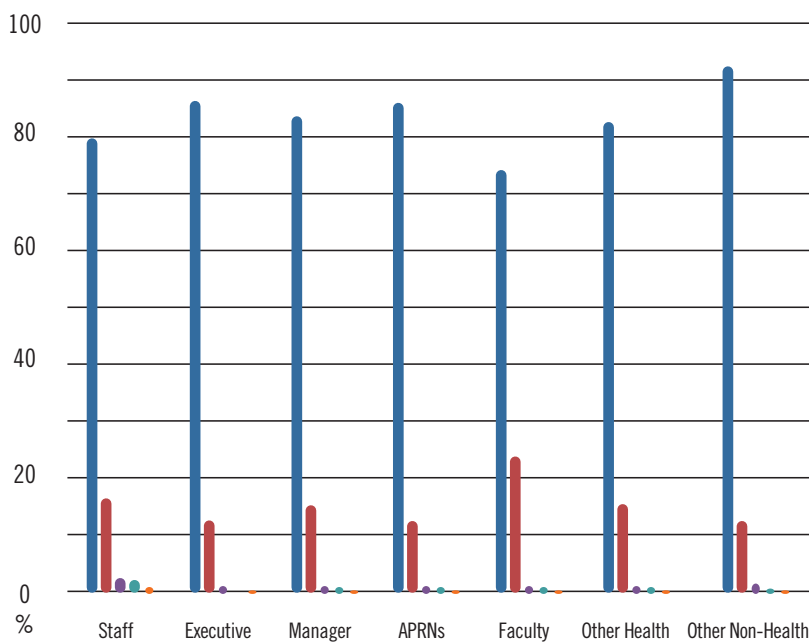


ENROLLMENT IN POST-RN PROGRAMS ACCORDING TO RACE/ETHNICITY



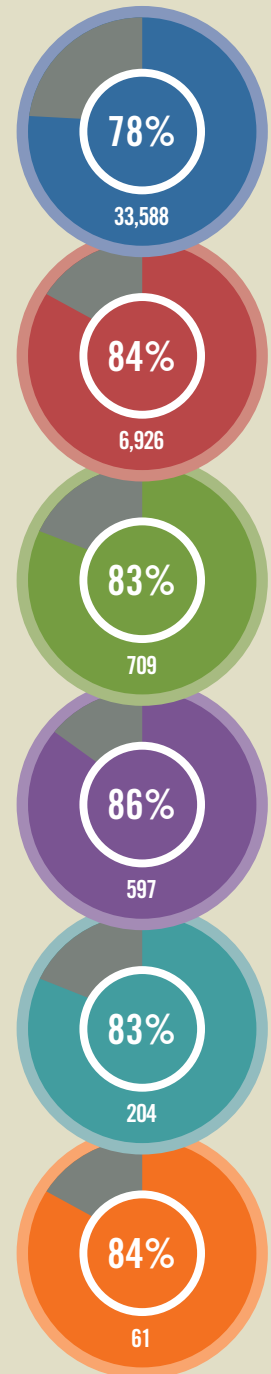
4,219 licensed RNs were enrolled in school in 2014

TYPES OF POSITIONS HELD BY LICENSED RNs ACCORDING TO RACE/ETHNICITY



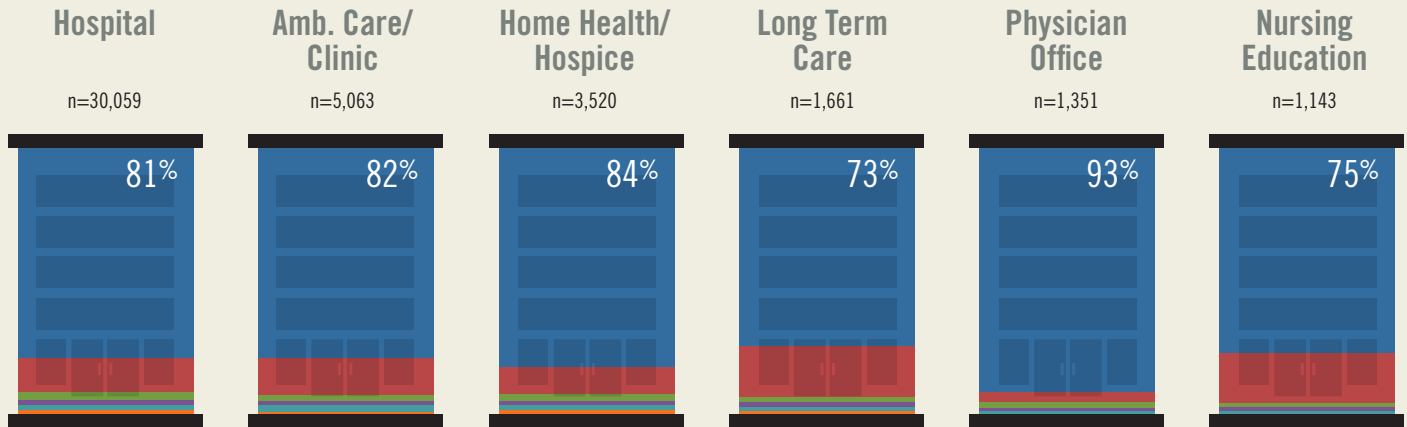
Minorities held approximately 16% of nurse executive positions and 18% of nurse manager positions in LA in 2014.

RN WORKFORCE IN LA PROVIDING DIRECT CARE ACCORDING TO RACE/ETHNICITY



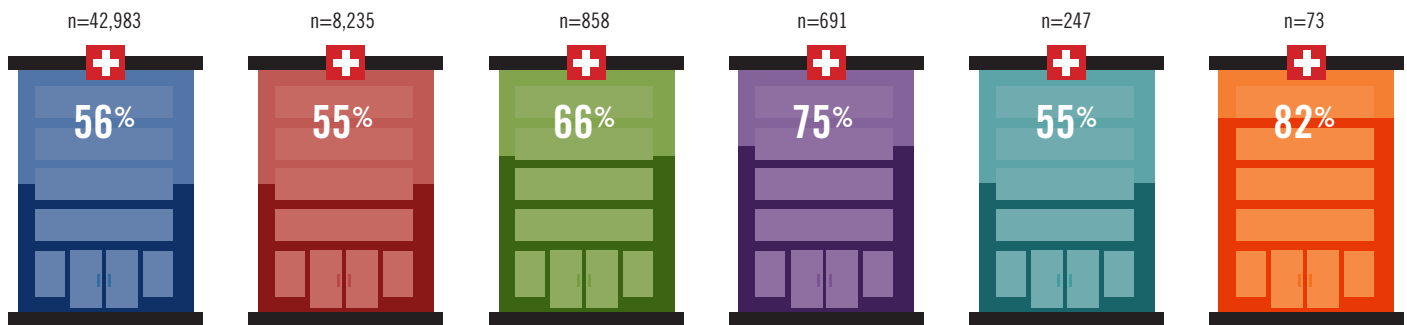
■ White
 ■ Black/African American
 ■ Hispanic/Latino
 ■ Asian
 ■ American Indian/Alaska Native
 ■ Native Hawaiian/Pacific Islander

PLACE OF EMPLOYMENT ACCORDING TO RACE/ETHNICITY OF LICENSED REGISTERED NURSES RESIDING IN LA

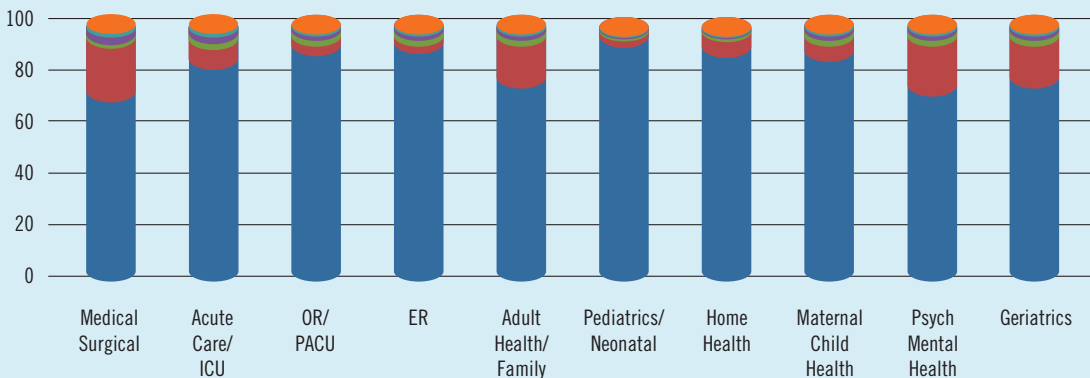


The majority of RNs in each of the racial/ethnic groups were employed by hospitals in 2014.

PERCENTAGE OF RN WORKFORCE WORKING IN HOSPITALS ACCORDING TO RACE/ETHNICITY

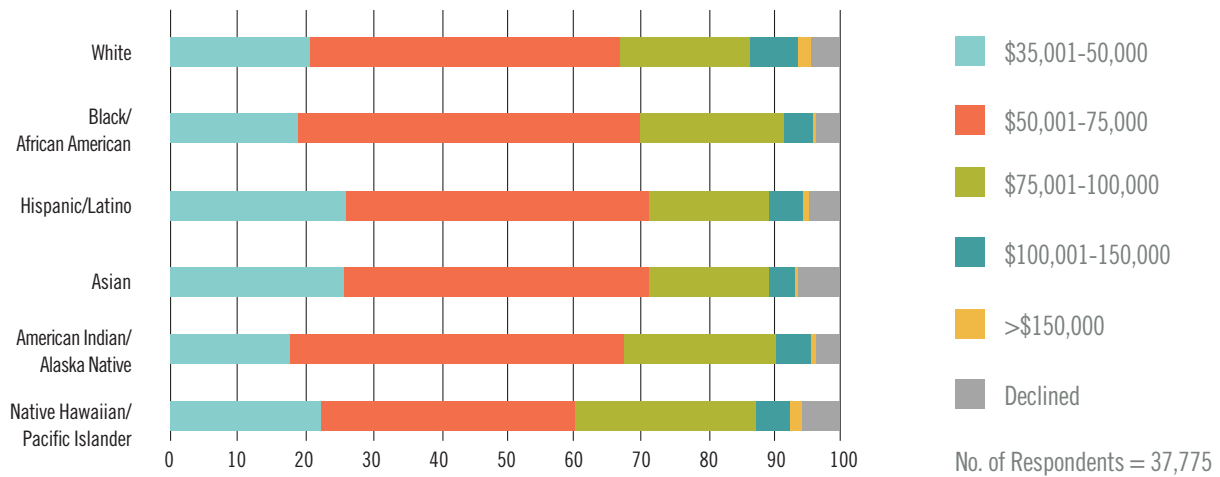


CLINICAL SETTINGS ACCORDING TO RACE/ETHNICITY



Clinical settings with the largest proportion of minority RNs are medical surgical, adult health/family, psychiatric mental health, and geriatric settings.

SALARIES OF RNs RESIDING IN LA WORKING FULL-TIME ACCORDING TO RACE/ETHNICITY



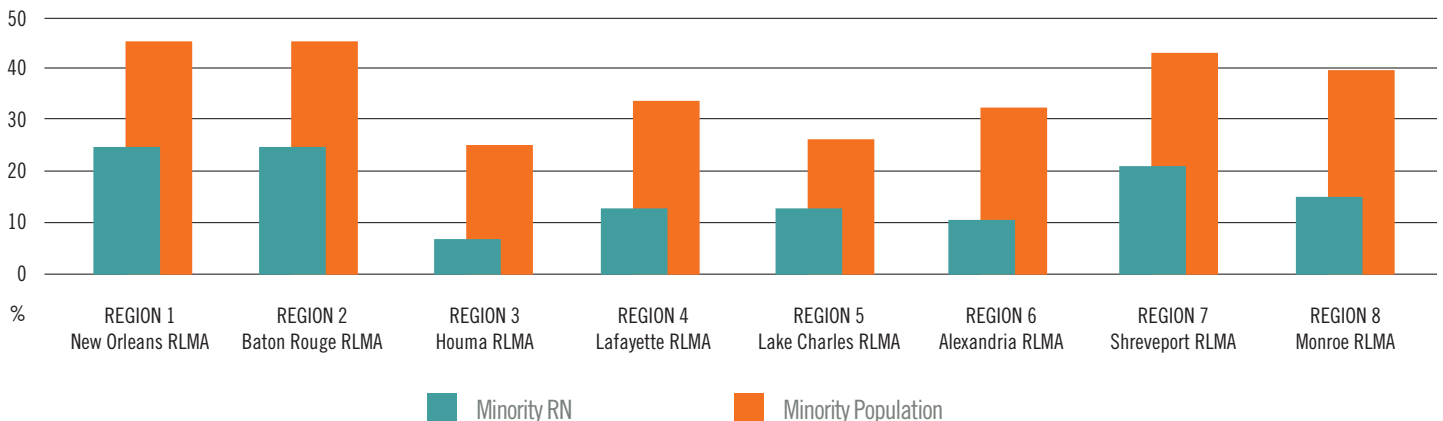
The largest percentage of minority RNs within all racial/ethnic groups made between \$50,001 and \$75,000 a year in 2014.



Louisiana's Eight Regional Labor Market Areas


- REGION 1 JEFFERSON, ORLEANS, PLAQUEMINES, ST. BERNARD, ST. CHARLES, ST. JAMES, ST. JOHN THE BAPTIST AND ST. TAMMANY PARISHES
- REGION 2 ASCENSION, EAST BATON ROUGE, EAST FELICIANA, IBERVILLE, LIVINGSTON, POINTE COUPEE, ST. HELENA, TANGIPAOHA, WASHINGTON, WEST BATON ROUGE AND WEST FELICIANA PARISHES
- REGION 3 ASSUMPTION, LAFOURCHE AND TERREBONNE PARISHES
- REGION 4 ACADIA, EVANGELINE, IBERIA, LAFAYETTE, ST. LANDRY, ST. MARTIN, ST. MARY AND VERMILION PARISHES
- REGION 5 ALLEN, BEAUREGARD, CALCASIEU, CAMERON AND JEFFERSON DAVIS PARISHES
- REGION 6 AVOYELLES, CATAHOULA, CONCORDIA, GRANT, LASALLE, RAPIDES, VERNON AND WINN PARISHES
- REGION 7 BIENVILLE, BOSSIER, CADDO, CLAIBORNE, DESOTO, LINCOLN, NATCHITOCHE, RED RIVER, SABINE AND WEBSTER PARISHES
- REGION 8 CALDWELL, EAST CARROLL, FRANKLIN, JACKSON, MADISON, MOREHOUSE, QUACHITA, RICHLAND, TENSAS, UNION AND WEST CARROLL PARISHES

MINORITY RNs AND MINORITY POPULATION BY REGIONAL LABOR MARKET AREA

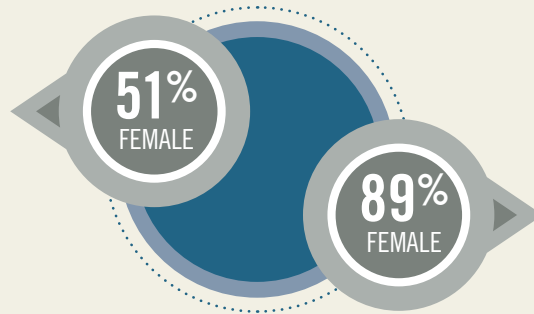


Gender of the RN Workforce

LA POPULATION BY GENDER
N=4,649,676



RN WORKFORCE AND LA POPULATION BY GENDER



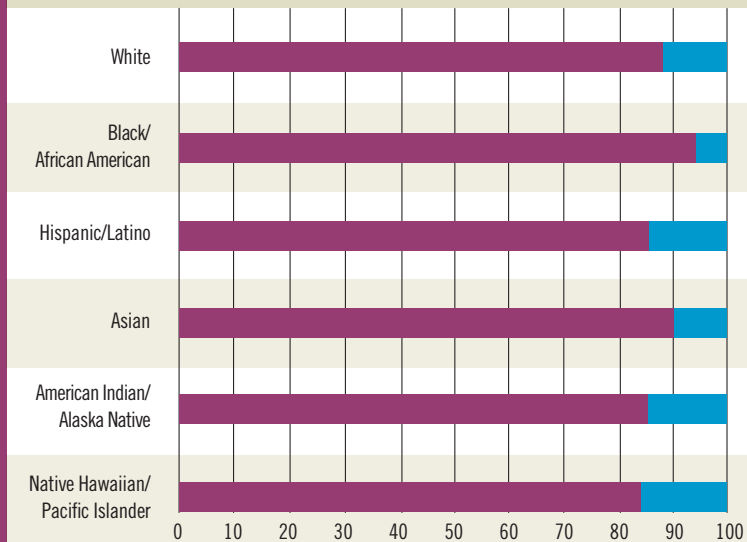
RN WORKFORCE POPULATION BY GENDER
N=53,731



In 2014, over 90% of the Black/African American and Asian RN workforce in Louisiana were female.

Male RNs held 15% of nurse executive and 11% of nurse manager positions in 2014.

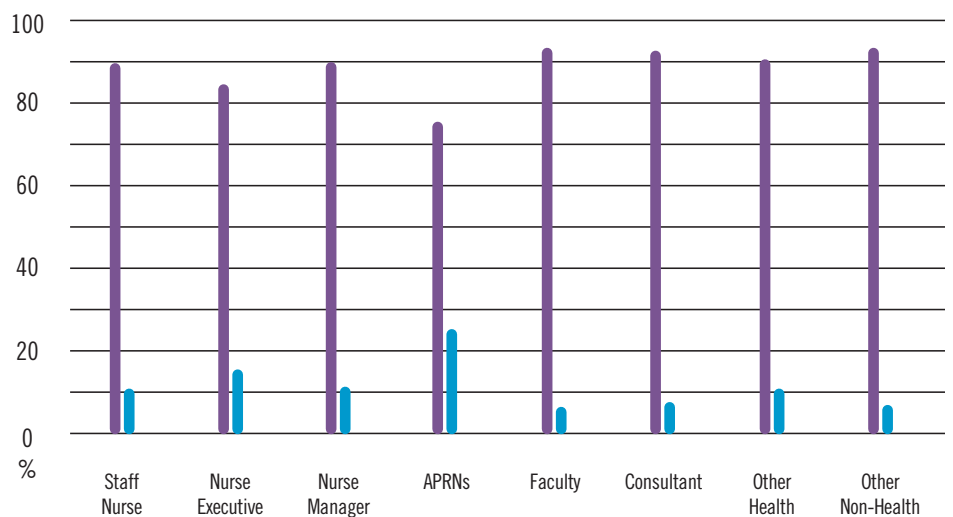
RN WORKFORCE ACCORDING TO GENDER AND RACE/ETHNICITY



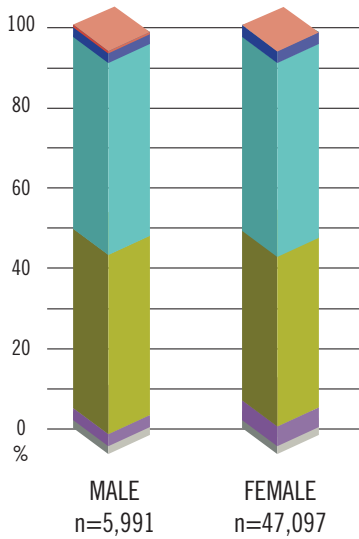
AGE OF NURSING WORKFORCE ACCORDING TO GENDER



TYPES OF POSITIONS HELD BY LICENSED RNS ACCORDING TO GENDER



GENDER OF RN WORKFORCE RESIDING IN LOUISIANA ACCORDING TO BASIC NURSING EDUCATION

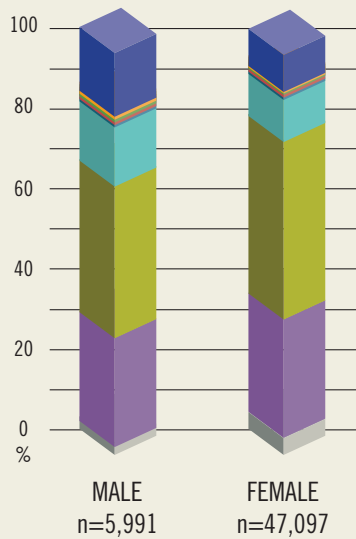


The majority of male and female RNs licensed and residing in Louisiana began their nursing career with an associate or baccalaureate degree in nursing.

RN WORKFORCE WITH A BSN OR HIGHER DEGREE IN NURSING ACCORDING TO GENDER

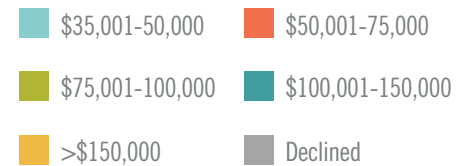
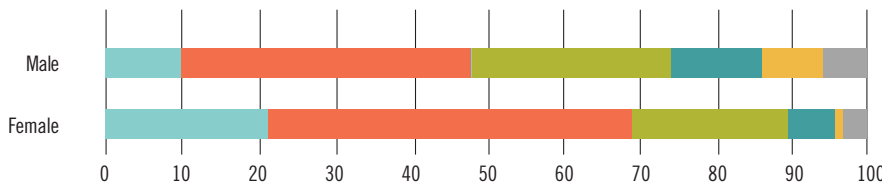


GENDER OF RN WORKFORCE RESIDING IN LOUISIANA ACCORDING TO HIGHEST DEGREE



11% of the doctorally prepared RNs in Louisiana are male.

SALARIES OF RNs RESIDING IN LA WORKING FULL-TIME ACCORDING TO GENDER



No. of Respondents = 37,775

TYPE OF CLINICAL SETTINGS ACCORDING TO GENDER

